

M-System

Quick change tool



Cut-off turning on multi-spindle machines
with the **M-System**

M-System Mini

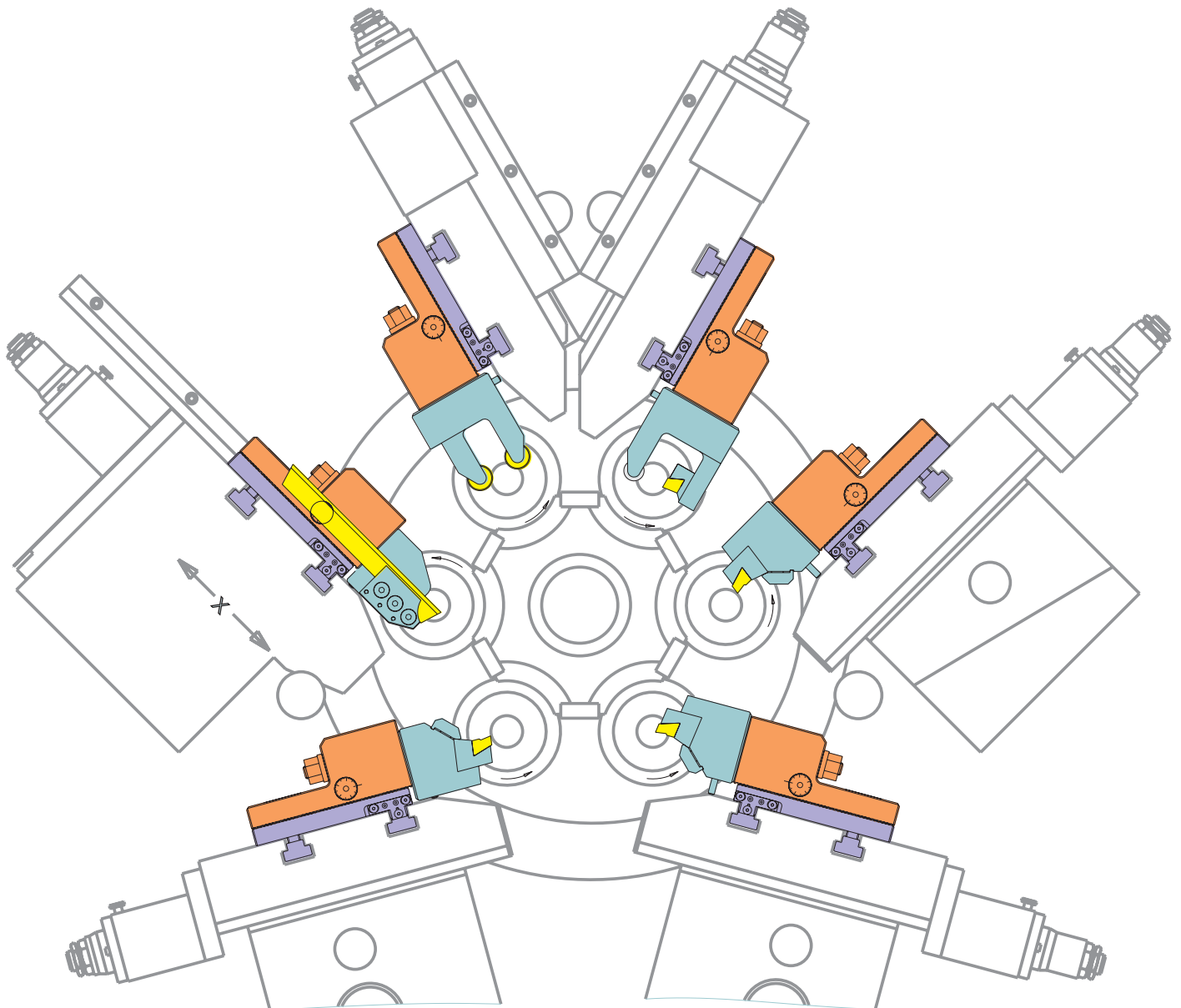
M-System Mini tools for all positions	01C-3
Basic holder and tool holder	01C-4
Tool holder	01C-5
Example: multi-spindle machine basic tool holder, Gildemeister M-System.....	01C-6

Other versions and dimensions upon request.

Design subject to change.

All prices are net in EURO + VAT (value added tax).

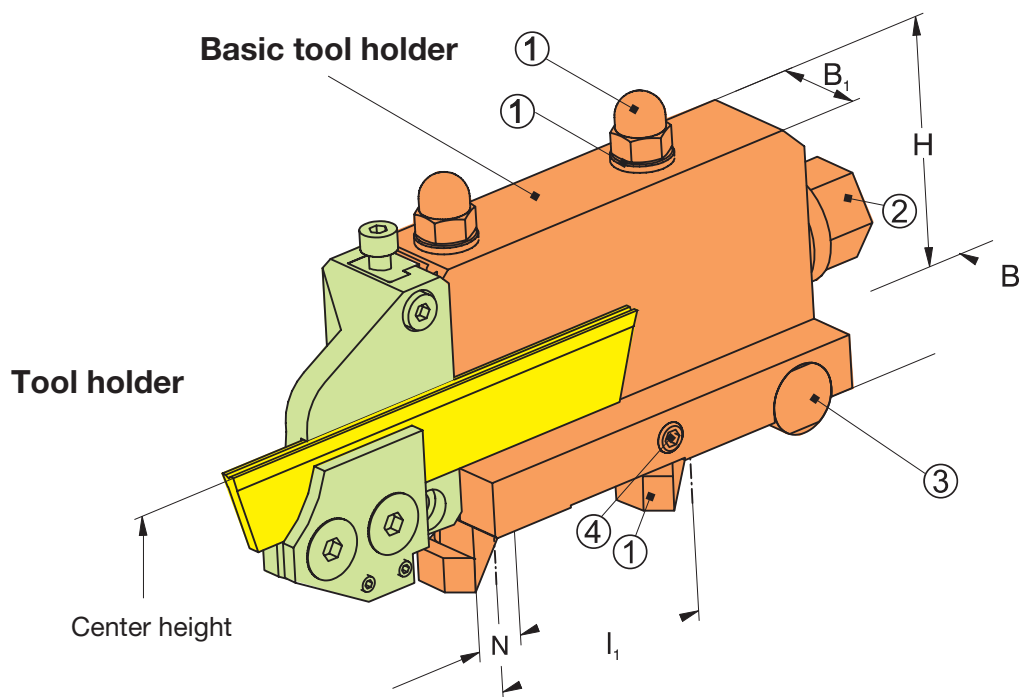
M-System Mini tools for all positions



Tool positions

pos. 1	pre-cutting	pos. 4	gauging
pos. 2	finish cutting	pos. 5	thread rolling
pos. 3	finish cutting	pos. 6	cut-off operation

M-System Mini Basic holder and tool holder



Basic tool holder for Gildemeister

Product group 010

Basic tool holder	Machine type	Tool position	Dimensions in mm						Dis
			Center height	B	B ₁	H	I ₁	N	
Order no.	Gildemeister							Dis	
MGHA GM03	GM16AC	1-6	30	29	19	52	48	10	★

For compatible BK blades see product information 01A cut-off tools with blade.
For compatible Quattro blades (QS ...) see product information 01A cut-off tools with blade.

Product group 21

Order no.	Spare parts	Order no.	Spare parts
MSSB M6 10 18 75	① Slot tension screw	NSSR 14x29	③ Groove stone. round
MUT H M06x10	① Slot screw	NSSR 14x44	③ Groove stone, round, long
ULSN 06x12x15	① Seat	SCHI M04x12	③ Allen screw
NUMU 06 10 10 S	① Pivoting slot nut		
Order no.	Spare parts	Order no.	Spare parts
MSZB M	② Connecting bolt	SCH 6K M 6x70 DIN 241087	④ Axial adjustment screw
MUTB M10x17	② Collar screw		
FEDR 130140	② Pressure spring	SCHW M03x05	④ Allen screw

★ = ex stock

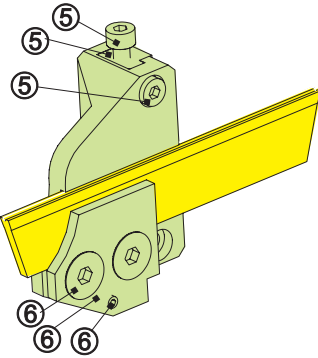
☆ = short lead time

☐ = upon request

Tool holder MWHS17BKRM

= right-hand as shown

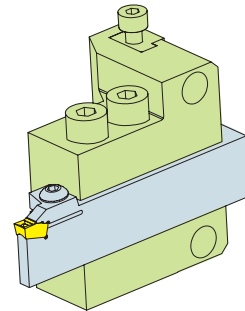
Left-hand configuration MSHS17BKLM = mirror image



Tool holder MWHD16RM

= right-hand as shown

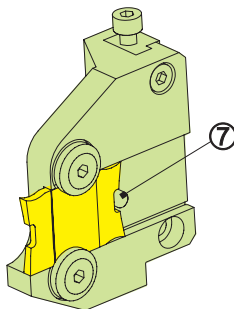
Left-hand configuration MWHD16LM = mirror image



Tool holder MWHS20QSRM

= right-hand as shown

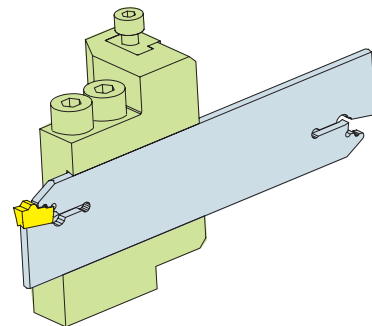
Left-hand configuration MWHS20QSLM = mirror image



Tool holder MWHS26-3RM

= right-hand as shown

Left-hand configuration MWHS26-3LM = mirror image



Tool holder

Product group 010

Tool holder for BK Blades 17mm		Tool holder QS blade		Tool holder X2 cut 16		Tool holder X2 cut 26-3	
Order no.	Dis	Order no.	Dis	Order no.	Dis	Order no.	Dis
MWHS17BKRM/LM	★	MWHS20QSRM/LM	★	MWHD16RM/LM	☐	MWHS26-3RM/LM	☐

For compatible BK blades and Quattro blades see product information 01A cut-off tools with blade.
For compatible for tool holder and blade and inserts x3 Cut, see product information 10 parting off.

Product group 21

Order no.	Spare parts	Order no.	Spare parts
MWHA 04MN	⑤ Height stop	MSKP 01RM	⑥ Clamping plate
SCHI M04x06	⑤ Allen screw	MSKP 01LM	⑥ Clamping plate
SCHI M04x20	⑤ Allen screw	SCHW M03x05	⑥ Allen screw
MUT6K M04	⑤ Hexagonal nut	SCHK m06x0,75x12	⑥ Clamping screw
		Order no.	Spare parts
		SCHS M06x0,75x08	⑥ Clamping screw
		ZYD D4xm6x12	⑦ Stop pin

★ = ex stock

☆ = short lead time

☐ = upon request

Example: multi-spindle machine basic tool holder, Gildemeister M-System

