

# Do-Fix

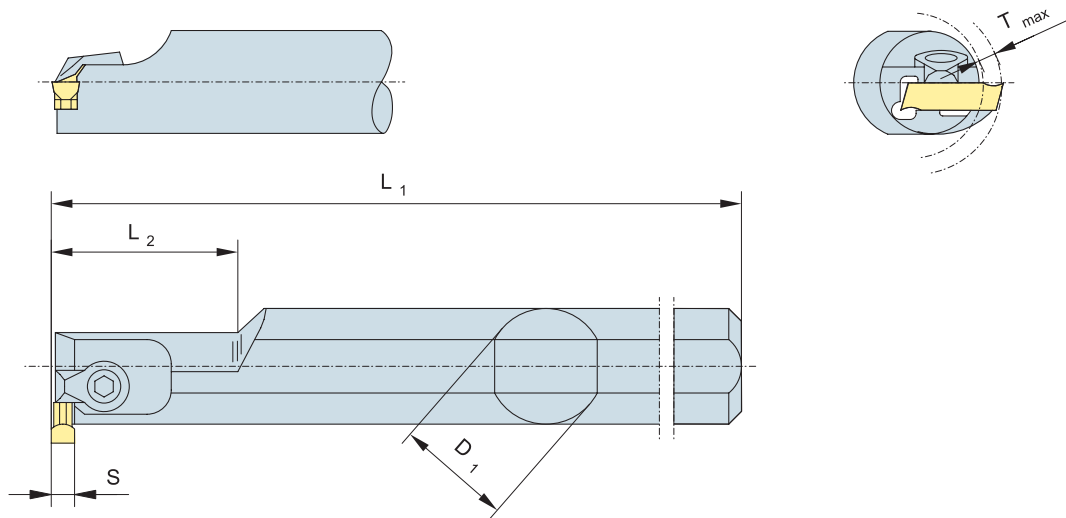


## Do-Fix internal grooving tools

Do-Fix boring bar DFB .....	09D-3
Do-Fix inserts DFE ..., double edged .....	09D-4
Do-Fix inserts DFE ... T, double edged .....	09D-5
Do-Fix inserts radius grooving, DFE ... R, double edged.....	09D-6
Do-Fix inserts grooving, DFE ... E, double edged .....	09D-6

Other versions and dimensions upon request.  
We reserve the right to make technical modifications.  
All prices are net in EURO + VAT (value added tax).

### Do-Fix boring bar DFB ...



#### Product group 09C

Order no.	Dimensions in mm						Dis	
	Clamping range S	D <sub>1</sub>	L <sub>1</sub>	D <sub>min</sub>	L <sub>2</sub>	T <sub>max</sub>		
DFBR 20- A	0.5-1.7	20	130	20	25	3.0	★	
DFBR 25- A	0.5-1.7	25	150	25	30	4.7	★	
DFBR 32- A	0.5-1.7	32	150	32	30	4.7	☆	
DFBR 20- B	1.7-2.7	20	130	20	25	3.0	★	
DFBR 25- B	1.7-2.7	25	150	25	30	4.7	★	
DFBR 32- B	1.7-2.7	32	150	32	30	4.7	☆	
DFBR 20- C	2.7-3.7	20	130	20	25	3.0	★	
DFBR 25- C	2.7-3.7	25	150	25	30	4.7	★	
DFBR 32- C	2.7-3.7	32	150	32	30	4.7	☆	
DFBR 20- D	3.7-5.3	20	130	20	25	3.0	★	
DFBR 25- D	3.7-5.3	25	150	25	30	4.7	★	
DFBR 32- D	3.7-5.3	32	150	32	30	4.7	☆	

Left-hand configuration DFBL available upon request.  
For compatible internal grooving insert DFE ... see page 09D-3 and 09D-4.

#### Product group 21

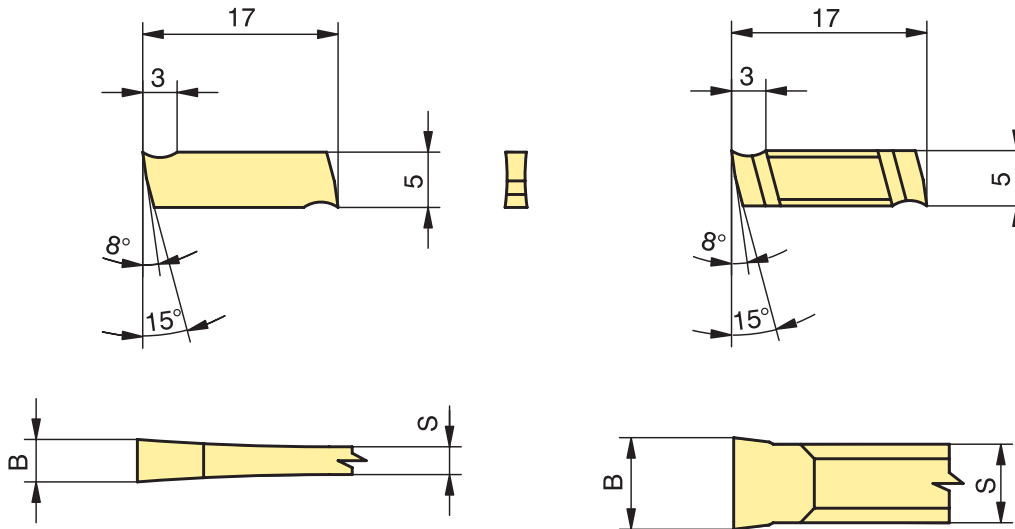
Spare parts	Clamp	Double threaded pin
DFBR ...A to ...C	PRI100	DGM 05 15
DFBR ...D	PRI101	DGM 05 15

★ = ex stock

☆ = short lead time

□ = upon request

## Do-Fix inserts DFE ..., double edged



**DFE 0,57 to DFE 1,07**

**DFE 1,24 to DFE 5,29**

Product group 09D

Order no.	Dimensions in mm		Clearance angle		Clamping range	K10		S340	
	Slot dimension	S <sub>-0.05</sub>	down	behind					
DFEA 0,57	0.50	0.57	0.5°	1°	0.5-1.7	★		★	
DFEA 0,67	0.60	0.67	0.5°	1°	0.5-1.7	★		★	
DFEA 0,77	0.70	0.77	0.5°	1°	0.5-1.7	★		★	
DFEA 0,87	0.80	0.87	0.5°	1°	0.5-1.7	★		★	
DFEA 0,97	0.90	0.97	0.5°	1°	0.5-1.7	★		★	
DFEA 1,07	1.00	1.07	0.5°	1°	0.5-1.7	★		★	
DFEA 1,24	1.10	1.24	4°	3°	0.5-1.7	★		★	
DFEA 1,44	1.30	1.44	4°	3°	0.5-1.7	★		★	
DFEA 1,74	1.60	1.74	4°	3°	0.5-1.7	★		★	
DFEB 1,99	1.85	1.99	4°	3°	1.7-2.7	★		★	
DFEB 2,29	2.15	2.29	4°	3°	1.7-2.7	★		★	
DFEB 2,79	2.65	2.79	4°	3°	1.7-2.7	★		★	
DFEC 3,29	3.15	3.29	4°	3°	2.7-3.7	★		★	
DFED 4,29	4.15	4.29	4°	3°	3.7-5.3	★		★	
DFED 5,29	5.15	5.29	4°	3°	3.7-5.3	★		★	

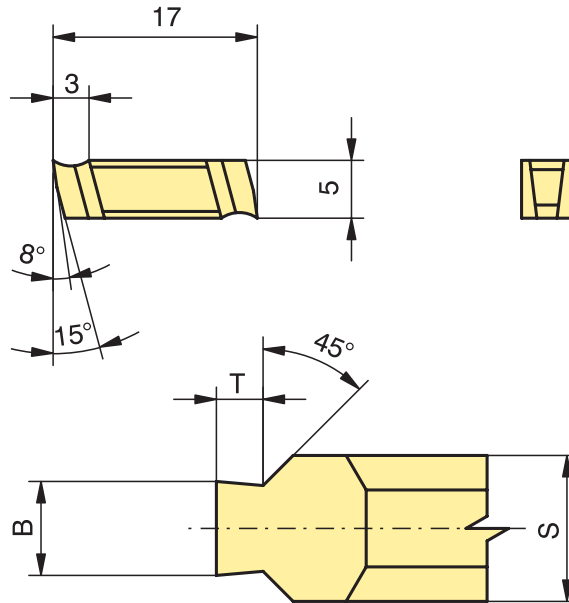
For compatible internal boring grooving bar DFBR/L ... see page 09D-3.

★ = ex stock

☆ = short lead time

☐ = upon request

### Do-Fix inserts DFE ... T, double edged



Product group 09D

Order no.	Dimensions in mm				Clamping range	K10	S340
	Slot dimension	B <sub>-0.05</sub>	T <sub>-0.05</sub>	S <sub>±0.02</sub>			
DFEA 1,24 T 0,19	1.10	1.24	0.19	2.5	1.7-2.7	★	★
DFEA 1,24 T 0,24	1.10	1.24	0.24	2.5	1.7-2.7	★	★
DFEA 1,24 T 0,29	1.10	1.24	0.29	2.5	1.7-2.7	★	★
DFEA 1,24 T 0,33	1.10	1.24	0.33	2.5	1.7-2.7	★	★
DFEA 1,24 T 0,36	1.10	1.24	0.36	2.5	1.7-2.7	★	★
DFEA 1,44 T 0,45	1.30	1.44	0.45	2.5	1.7-2.7	★	★
DFEC 1,74 T 0,60	1.60	1.74	0.6	3.3	2.7-3.7	★	★
DFEC 1,74 T 0,75	1.60	1.74	0.75	3.3	2.7-3.7	★	★
DFEC 1,74 T 0,85	1.60	1.74	0.85	3.3	2.7-3.7	★	★
DFEC 1,99 T 0,85	1.85	1.99	0.85	3.3	2.7-3.7	★	★
DFEC 1,99 T 1,10	1.85	1.99	1.10	3.3	2.7-3.7	★	★
DFED 2,29 T 1,35	2.15	2.29	1.35	4.3	3.7-5.3	★	★
DFED 2,79 T 1,35	2.65	2.79	1.35	4.3	3.7-5.3	★	★
DFED 2,79 T 1,60	2.65	2.79	1.6	4.3	3.7-5.3	★	★
DFED 3,29 T 1,60	3.15	3.29	1.6	5.3	3.7-5.3	★	★
DFED 4,29 T 1,85	4.15	4.29	1.85	5.3	3.7-5.3	★	★
DFED 4,29 T 2,35	4.15	4.29	2.35	5.3	3.7-5.3	★	★

For compatible internal boring grooving bar DFBR/L ... see page 09D-3.

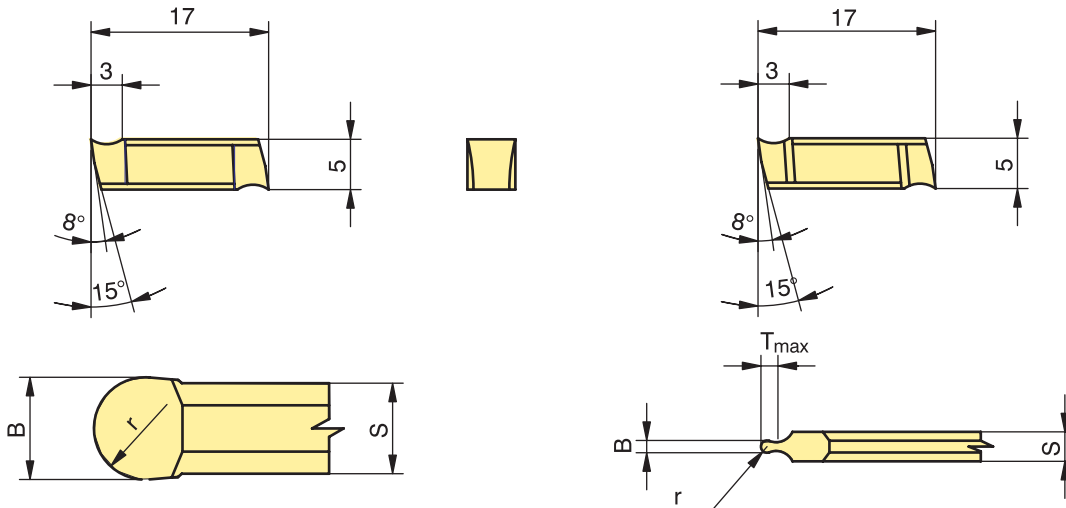
★ = ex stock

☆ = short lead time

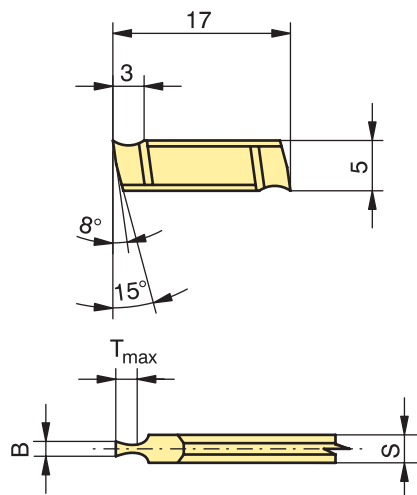
□ = upon request

### Do-Fix inserts radius grooving, DFE ... R, double edged

Product group 09D



### Do-Fix inserts grooving, DFE ... E, double edged



**Available in various dimensions and special profiles.  
Please inquire.**