
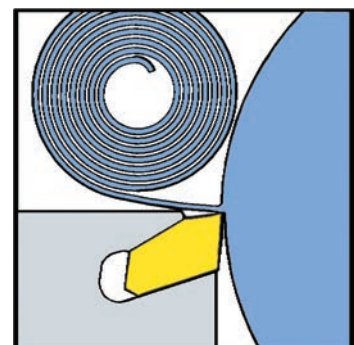


Cut-off turning



GT-parting

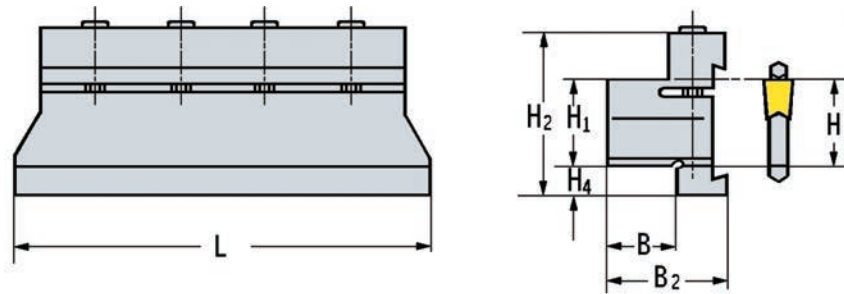


Cut-off turning

Tool holder block BSGN for parting off blade.....	10A-3
Cut-off tool holder BSHL/R	10A-4
Parting off blade BST	10A-5
Parting off blade BST ... L55, short configuration.....	10A-6
Parting off blade BST ... 26T, reinforced configuration.....	10A-7
Carbide cutting inserts GT	10A-8

Other versions and dimensions upon request.
We reserve the right to make technical modifications.
All prices are net in EURO + VAT (value added tax).

Tool holder block BSGN for parting off blade



Product group 10A

Order no.	Dimensions in mm							Tool holders	Dis	
	B	B ₂	H	H ₁	H ₂	H ₄	L			
BSGN 16-5	16	30	16	16	38	12	76	BST 26-2 to BST 26-6	☆	
BSGN 20-5	19	33	20	20	38	8	87		☆	
BSGN 20-6	19	35	20	20	48	13	100	BST 32-2 to BST 32-6	☆	
BSGN 25-6	20	36	25	25	48	8	110		☆	
BSGN 32-6	28	44	32	32	48	3	120		☆	

For a compatible tool holders BST ... see page 10A-5 to 10A-7.

Product group 21

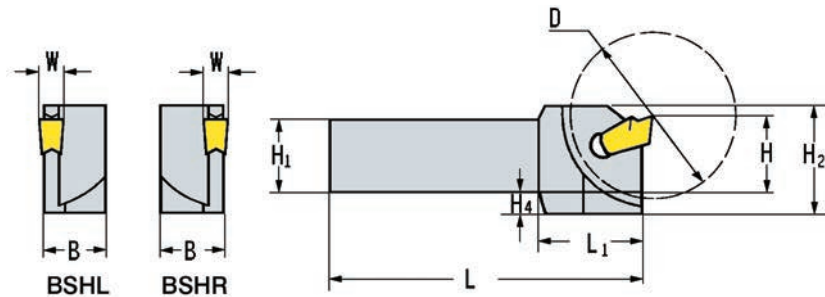
Spare parts	Extractor key
	SCHA 1

★ = ex stock

☆ = short lead time

☐ = upon request

Cut-off tool holder BSHL/R ...



Product group 10A

Order no.	Dimensions in mm								Inserts	Dis	
	$W_{\pm 0.1}$	D_{max}	$H=H_1$	B	L	L_1	H_2	H_4			
BSHL / R 10-2	2.2	28	10	10	86	18	19	5	GT ...2	★	
BSHL / R 12-2	2.2	30	12	10	110	18	19	4	GT ...2	★	
BSHL / R 12-3	3.1	32	12	10	110	21	21	6	GT ...3	★	
BSHL / R 16-2	2.2	30	16	10	110	18	19	0	GT ...2	★	
BSHL / R 16-3	3.1	32	16	12	110	20	24	4	GT ...3	★	
BSHL / R 16-4	4.1	34	16	12	110	21	24	4	GT ...4	★	
BSHL / R 20-3	3.1	36	20	12	110	23	24	4	GT ...3	★	
BSHL / R 20-4	4.1	36	20	12	110	23	24	4	GT ...4	★	
BSHL / R 20-5	5.1	36	20	12	110	23	24	2	GT ...5	★	
BSHL / R 25-3	3.1	54	25	12	110	23	29	0	GT ...3	★	

For compatible inserts see page 10A-8.

Product group 21

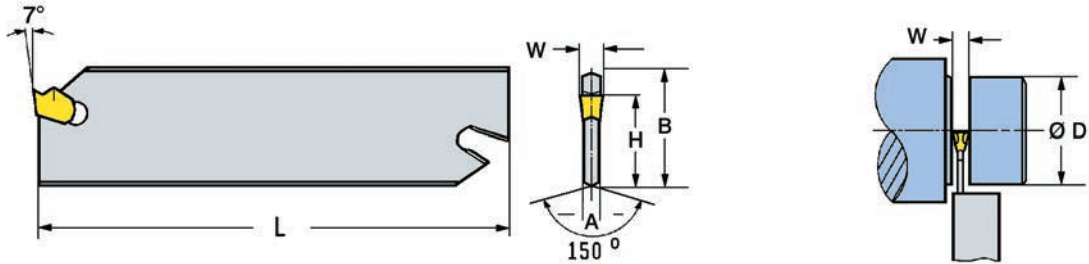
Spare parts	Extractor key
	SCHA 1

★ = ex stock

☆ = short lead time

☐ = upon request

Parting off blade BST ...



Product group 10A

Order no.	Dimensions in mm							Inserts	Clamping blocks	Dis	
	W ±0.1	D _{max}	A		B	L	H ₃				
BST 26-2	2.2	50	1.6		26	110	21.4	GT ...2	BSGN 16-5 to BSGN 20-5	★	
BST 26-3	3.1	75	2.4		26	110	21.4	GT ...3		★	
BST 26-4	4.1	80	3.2		26	110	21.4	GT ...4		★	
BST 26-5	5.1	80	4.0		26	110	21.4	GT ...5		★	
BST 26-6	6.1	80	5.2		26	110	21.4	GT ...5		★	
BST 32-2	2.2	50	1.6		32	150	25	GT ...2	BSGN 20-5 to BSGN 32-6	★	
BST 32-3	3.1	100	2.4		32	150	25	GT ...3		★	
BST 32-4	4.1	100	3.2		32	150	25	GT ...4		★	
BST 32-5	5.1	120	4.0		32	150	25	GT ...5		★	
BST 32-6	6.1	120	5.2		32	150	25	GT ...6		★	

For compatible inserts see page 10A-8.

Product group 21

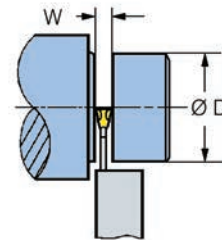
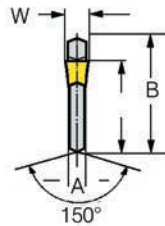
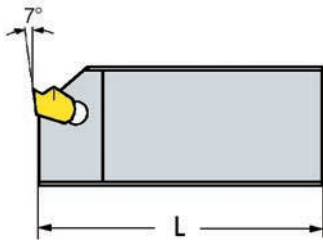
Spare parts	Extractor key
	SCHA 1

★ = ex stock

☆ = short lead time

☐ = upon request

Parting off blade BST ... L55, short configuration



Product group 10A

Order no.	Dimensions in mm						Clamping blocks	Inserts	Dis	
	W ±0.1	D _{max}	A	B	L	H ₃				
BST 26-20-12 L55	2.2	25	1.6	26	55	21.4	BSGL/R 25-6 BSGN 16-5 to BSGN 20-6	GT ...2	★	
BST 26-30-12 L55	3.1	25	2.4	26	55	21.4		GT ...3	★	
BST 32-30-14 L55	3.1	30	2.4	32	55	25	BSGN 20-6 BSGN 32-6	GT ...3	★	

For compatible inserts see page 10A-8.

Product group 21

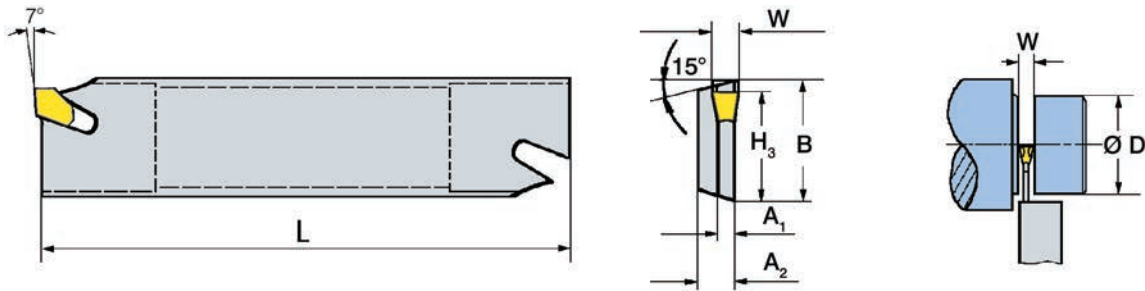
Spare parts	Extractor key
	SCHA 1

★ = ex stock

☆ = short lead time

☐ = upon request

Parting off blade BST ... 26T, reinforced configuration



Product group 10A

Order no.	Dimensions in mm							Inserts		Dis	
	W ±0.1	D _{max}	A ₁	A ₂	B	L	H ₃				
BSTR 26T 16-2	2.2	30	1.6	8	26	110	21.4	GT ... 2	TNS-30/30/D	★	
BSTL 26T 16-3	3.1	30	2.4	8	26	110	21.4	GT ... 3	TNS-30/30/D	★	
BSTR 26T 16-3	3.1	30	2.4	8	26	110	21.4	GT ... 3	TNS-30/30/D	★	
BSTR 26T 23-3	3.1	46	2.4	8	26	110	21.4	GT ... 3	TNS-30/42/D	★	

For compatible inserts see page 10A-8.

Product group 21

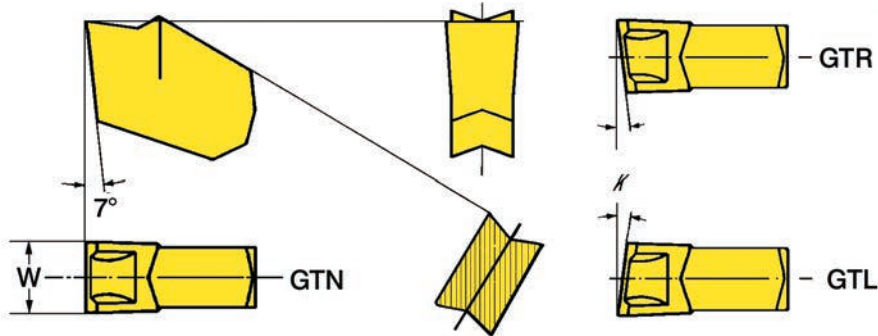
Spare parts	Extractor key SCHA 1
-------------	-------------------------

★ = ex stock

☆ = short lead time

☐ = upon request

Carbide cutting inserts GT ...



Product group 10B

Order no.	Dimensions in mm		uncoated		coated				
	κ	W ± 0.1		K10	P40	S540	S640	S840	S340
GTN-2	0°	2.2	★	★		★	★	★	★
GTL-2-4	4°	2.2		☆	★	★	★	★	★
GTL-2-8	8°	2.2		☆	★	★	★	★	★
GTR-2-4	4°	2.2		☆	★	★	★	★	★
GTR-2-8	8°	2.2		☆	★	★	★	★	★
GTN-3	0°	3.1	★	★		★	★	★	★
GTL-3-4	4°	3.1			★	★	★	★	★
GTL-3-8	8°	3.1		☆	★	★	★	★	★
GTR-3-4	4°	3.1		☆	★	★	★	★	★
GTR-3-8	8°	3.1		☆	★	★	★	★	★
GTN-4	0°	4.1		☆	★	★	★	★	★
GTL-4-4	4°	4.1			★	★	★	★	★
GTL-4-8	8°	4.1		☆	★	★	★	★	★
GTR-4-4	4°	4.1			★	★	★	★	★
GTR-4-8	8°	4.1		☆	★	★	★	★	★
GTN-5	0°	5.1			★	★	★	★	★
GTL-5-8	8°	5.1			☆	☆	☆	☆	☆
GTR-5-8	8°	5.1			☆	☆	☆	☆	☆
GTN-6	0°	6.4			★	★	★	★	★
GTL-6-8	8°	6.4			☆	☆	☆	☆	☆
GTR-6-8	8°	6.4			☆	☆	☆	☆	☆

★ = ex stock

☆ = short lead time

□ = upon request